

# CHEM-TAINER

INDUSTRIES, INC.



[chemtainer.com](http://chemtainer.com)

# Contents

## BULK STORAGE

- Vertical Bulk
- Double Wall
- Containment Basins
- Conical Bottom
- Conical Bottom Stands
- Round Horizontal
- Elliptical Horizontal
- Oil-Tainer
- Pick-Up Truck Tanks
- Transport Tanks
- PCO Transport Tanks
- Vertical Water Storage
- Specialty Water Tanks

.....1 - 6

## OPEN TOP STORAGE

- Flat Bottom Cylindrical
- Lightweight Cylindrical
- Flat Bottom Stands
- Cone Bottom
- Cone Bottom Stands
- Tank Mixers
- Tapered Cylindrical
- Brine
- Rectangular
- Pharmaceutical Processing Tanks
- Pharmaceutical Processing Hoppers
- Closed Head Shipping Drums
- Drum Liners
- Septic Tanks and Accessories

..... 7 - 14

## SPILL CONTAINMENT

- Spill Containment Pallets
- Security Spill Containment

.....15

## FITTINGS AND TANK ACCESSORIES

- Fittings
- Electronic Heating Systems
- Insulation
- Tie Downs
- Seismic Restraints

.....16 - 18

## MATERIAL SELECTION

- Linear Polyethylene
- Crosslinked Polyethylene
- Polypropylene

..... 19

## TANK GUIDELINES, WARRANTY

- Tank Handling Installation
- Use Guidelines
- Limited Warranty

.....20 - 21

# Ordering

**FOB Codes:** N=NY, I=IL, C=CA, F=FL, P=PA, H=HI, Tn=TN  
Subject to stocking inventory.

**Terms:** Net 30 days from date of invoice, upon credit approval.  
2% per month will be applied to past due accounts.

**Freight:** All shipments are F.O.B.; West Babylon, NY; Lombard, IL;  
Hummelstown, PA; Compton, CA; Arlington, TN; Pompano, FL;  
Cranston, RI; Bohemia, NY; Keaau, HI.

**Prices:** Subject to change without notice.

**Return Goods Policy:** All returns are subject to a restocking charge and must  
have prior authorization from the factory. Returns not carrying our  
authorized label will not be accepted.

**1-800-275-2436 or Email:sales@chemtainer.com**



**Visit: chemtainer.com**  
**for Complete Technical Information**

Chemical Resistance • Tank Drawings • New Items  
Engineering Specifications • Products Not Shown in Catalog

Vol. 5

# Vertical Bulk Storage Tanks

- IC – Commercial Series is designed to handle contents that have a maximum specific gravity of 1.5 at 73° F.
- IA – Industrial Series is designed to handle contents that have a specific gravity of 1.9 at 73° F.
- IX – Crosslinked Poly Series (x): Available upon request, contact sales office. (FOB Tn only).
- Translucent for convenient product level viewing.
  - Flat bottom design provides for easy and cost efficient installation.
  - ASTM-D-1998-91 Specification compliance available check: [www.chemtainer.com](http://www.chemtainer.com).



45 gal. - 500 gal. (46x76),  
550 gal. (45x94), and  
750 gal. have center manways.  
All others have offset manways.



(1) Subject to stocking inventory  
(2) IA Series available only in blue color  
(3) 45 Gal. has inverted calibrations  
(4) 55 Gal. has no calibrations and flat top  
(5) 110 & 220 Gal. have side indents for fork lift handling

**IMPORTANT - Review tank handling, installation & use guidelines, pg. 20.**

- The degree of translucency varies with wall thickness and tank color.
- Tank sizes are nominal. Capacities indicate approximate volume.
- Calibrations on molded tanks indicate approx. vol. • Tanks UV stabilized for outdoor use.
- Go to [chemtainer.com](http://chemtainer.com) for updated product information.

CAPACITY (GAL)	SIZE DIA. X HT (IN.)	VENTED MANWAY (IN)	FOB POINTS (1)
20	16 x 28	8	CIP,Tn
25	18 x 29	5	CIP,Tn
40	18 x 41	5	CIP,Tn
45	18 x 51 (3)	4	CIP,Tn
55	20 x 38 (4)	8	CIP,Tn
65	23 x 42	8	CIP,Tn
75	23 x 49	8	Tn
100 x	23 x 64	8	CIP,Tn
110 x	35 x 36 (5)	8	CIP,Tn
120	38 x 29	8	CIP,Tn
130	23 x 76	8	C
160	28 x 66	8	CIP,Tn
160	28 x 66	8	CIP,Tn
165	31 x 58	8	CIP,Tn
170	42 x 36	8	H
200 x	31 x 72	8	CIP,Tn
210	40 x 48	5	CIP,Tn
220 x	35 x 63 (5)	8	CIP,Tn
225	31 x 72	8	CIP,Tn
300	36 x 78	16	CIP,Tn
300 x	35 x 81	16	CIP,Tn
300	42 x 59	8	CIP,Tn
300	45 x 60	16	CF
300	35 x 77	8	CIPF,Tn
305	46 x 49	16	CIP,Tn
425	42 x 75	8	CIP,Tn
500 x	46 x 76	16	CIP,Tn
500	48 x 72	16	H
500	48 x 72	16	TIP,Tn
500	52 x 66	16	F
500 x	64 x 46	16	CIPF,Tn
550	45 x 94	16	CF
550	67 x 42	16	CIP,Tn
550	52 x 66	8	CIPF,Tn
650	56 x 70	16	C
700	64 x 60	16	F
750	46 x 119	16	CIP,Tn
850 x	48 x 124	16	CIP,Tn
850 x	52 x 92	8	CIP,Tn
975	64 x 79 (2)	16	CIP,Tn
1000 x	64 x 81	16	CIPF,Tn
1000	69 x 74	16	C
1100	87 x 51 (2)	16	CIP,Tn
1150 x	48 x 156	16	CIP,Tn
1200 x	86 x 52	16	CIP,Tn
1300	87 x 58	16	CIPF,Tn
1475	64 x 115 (2)	16	CIP,Tn
1500	64 x 115	16	CIP,Tn
1500	85 x 69	16	CIPF,Tn
1500 x	64 x 121	16	CIPF,Tn
1550	87 x 65	16	CIP,Tn
1550	88 x 68	16	H
1650	85 x 74	16	CIP,Tn
1700 x	86 x 74	16	CIP,Tn
2000 x	64 x 144	16	CIPF,Tn
2000	64 x 156	16	CIPF,Tn
2000	90 x 83	16	CIP,Tn
2100	87 x 87 (2)	16	CIP,Tn
2200 x	86 x 96	16	CIP,Tn
2500	92 x 95	16	H
2500	95 x 89	16	CIP,Tn
2500	95 x 89 (2)	16	Cl,Tn
2500	90 x 100	16	Cl,Tn
2800 x	95 x 98	16	CIP,Tn
3000	95 x 107	16	CIP,Tn
3000	95 x 107 (2)	16	Cl,Tn
3200 x	95 x 112	16	CIP,Tn
3600 x	86 x 156	16	CIP,Tn
4000	95 x 140	16	Cl,Tn
4000 x	95 x 140 (2)	16	Cl,Tn
4000	102 x 125 (2)	16	C
4300 x	120 x 105	16	CIP,Tn
4500 x	95 x 156	16	CIP,Tn
5000	102 x 152 (2)	16	CIP,Tn
5000 x	102 x 152	16	Cl,Tn
5600	120 x 138	16	CIP,Tn
6000	102 x 182 (2)	16	CIP,Tn
6500	120 x 150 (2)	16	CIP,Tn
6800 x	120 x 150	16	CIP,Tn
7800	120 x 178	16	CIP,Tn
9000	141 x 146 (2)	16	Cl,Tn
10,000	141 x 160 (2)	16	CIP,Tn
12,000	141 x 192 (2)	16	CIP,Tn
15,000	141 x 244	16	C

# Double Wall Bulk Storage Tanks

**DC Series** – Outer containment tank capacity complies with federal regulation 40CFR-264.193 requirements.

- Save valuable floor space.
- Enclosed design prevents rain, snow and debris from collecting in containment tank.
- Sizes ranging from 50 to 6,000 gallons.



1,000 Gal. Shown



50 - 500 Gals.



CAPACITY (GAL)*	SIZE DIA. X HT. (IN.)	VENTED MANWAY (IN.)	FOB POINTS (1)
50	27 x 38	8	N
100	35 x 39	16	NC
150	34 x 48	16	NC
200	41 x 52	16	NC
350	52 x 56	16	NC
500	59 x 71	16	NC
1000	74 x 85	16	C,Tn
2000	86x156	16	Tn
3000	120x116	16	Tn
4000	120 x165	16	Tn
5000	120 x181	16	Tn
6000	120 x198	16	Tn

\* Capacity of the primary tank.  
 (1) Subject to stocking inventory  
 DC Series transition fittings available. See price sheet.

# Containment Basins

**OA Series**

- Excellent chemical and impact resistance.
- Capacities listed are the maximum for the containment basin. The containment basin capacity must be at least 10% greater than that of the primary tank.
- Check local regulations.

CAPACITY (GAL)	SIZE DIA. X HT. (IN.)	FOB POINTS (1)
385	64 x 33	CIPF,Tn
675	66 x 46	NF
675	82 x 30	F
950	64 x 70	CIP,Tn
950	86 x 38 (2)	CIP,Tn
1000	84 x 46	NF
1150	72 x 72 x 66 rect.	F
1250	96 x 96 x 40 tapered	F
1415	96 x 96 x 44 tapered	F
1450	84 x 84 x 48 rect.	F
1500	86 x 60 (2)	CIPF,Tn
1800	84 x 84 x 60 rect.	F
2000	86 x 81 (2)	CIP,Tn
2075	96 x 96 x 62 tapered	F
2450	95 x 85	CIP,Tn
2975	95 x 97 (2)	CIP,Tn
3700	102 x 109	C
4250	120 x 87 (2)	CIP,Tn
4650	120 x 97 (2)	CIP,Tn
5000	141 x 77	Tn
5700	120 x 117 (2)	CIP,Tn
6500	141 x 100	Tn
6800	120 x 150 (2)	CIP,Tn
7500	141 x 125	Tn
8750	141 x 135	Tn

Basins are supplied in black linear polyethylene. Available in translucent white, please contact sales office.  
 (1) Subject to stocking inventory  
 (2) Internal Flange

**IMPORTANT - Review tank handling, installation & use guidelines, pg. 20.**

- The degree of translucency varies with wall thickness and tank color.
- Tank sizes are nominal. Capacities indicate approximate volume.
- Calibrations on molded tanks indicate approx. vol. • Tanks UV stabilized for outdoor use.
- Go to [chemtainer.com](http://chemtainer.com) for updated product information.



# Conical Bottom Bulk Storage Tanks

JC – Commercial Series is designed to handle contents that have a maximum specific gravity of 1.5 at 73° F.

JA – Industrial Series is designed to handle contents that have a maximum specific gravity of 1.9 at 73° F.

JK – Steel Stands with or without agitator bracket.

- Molded in calibrations.
- Tie down slots.



CAPACITY (GAL)	SIZE DIA. X HT. (IN.)	ANGLE	VENTED MANWAY (IN.)	FOB POINTS (1)
200	42 x 54	45°	12	CIP,Tn
300	42 x 65	45°	16	CIP,Tn
345	52 x 56	45°	12	CIP,Tn
350	42 x 82	45°	12	CIP,Tn
500	52 x 79	45°	12	CIP,Tn
750	72 x 54	30°	16	CIP,Tn
1000	64 x 98	45°	16	CIP,Tn
1050	72 x 72	30°	16	CIP,Tn
1500	86 x 84	30°	16	Tn
1600	90 x 90	30°	16	CIP,Tn
1650	95 x 77	30°	16	IP
1700	85 x 83	15°	16	CIP,Tn
2500	95 x 105	15°	16	CIP,Tn
2600	90 x 126	30°	16	CIP,Tn
2600	85 x 144	45°	16	CIP,Tn
2650	86 x 132	30°	16	CIP,Tn
3000	90 x 125	15°	16	I,Tn
3000	95 x 121	30°	16	I,Tn
4600	102 x 155	15°	16	I,Tn
4900	102 x 159	15°	16	I,Tn
5500	119 x 146	30°	16	CIP,Tn
6000	102 x 195	30°	16	CIP,Tn
7500	141 x 148	30°	16	CIP,Tn

(1) Subject to stocking inventory.

Heavy duty stands available for seismic zone 4 requirements. Full array of tank fittings and accessories available. Contact sales office.

# Conical Bottom Bulk Storage Tanks with Polyethylene Support Stands

JPC Series - is designed to handle contents that have a maximum specific gravity of 1.5 at 73° F.

- Greater corrosion resistance.
- Less maintenance and lighter weight.



CAPACITY (GAL)	SIZE DIA. X HT. (IN.)	VENTED MANWAY (IN)	CONE ANGLE	FOB POINTS (1)
175	42 x 49	8	30°	CIP,Tn
200	31 x 87	16	30°	C
300	48 x 60	16	30°	CIP,Tn
300	31 x 98	16	30°	C
310	42 x 71	8	30°	CIP,Tn
500	48 x 85	16	30°	CIP,Tn
750	72 x 65	16	20°	CIP,Tn
1050	72 x 85	16	20°	CIP,Tn
1600	88 x 94	16	30°	CIP,Tn
2500	96 x 114	16	30°	CIP,Tn
3,000	96 x 131	16	30°	I,Tn

(1) Subject to stocking inventory.

**IMPORTANT - Review tank handling, installation & use guidelines, pg. 20.**

- The degree of translucency varies with wall thickness and tank color.
- Tank sizes are nominal. Capacities indicate approximate volume.
- Calibrations on molded tanks indicate approx. vol. • Tanks UV stabilized for outdoor use.
- Go to chemtainer.com for updated product information.



LC-LA



LC-LA



MC-MA

**IMPORTANT** - Review tank handling, installation & use guidelines, pg. 20.

- The degree of translucency varies with wall thickness and tank color.
- Tank sizes are nominal. Capacities indicate approximate volume.
- Calibrations on molded tanks indicate approx. vol.
- Tanks UV stabilized for outdoor use.
- Go to chemtainer.com for updated product information.

## Round Horizontal Bulk Storage Tanks

**LC – Commercial Series** is designed to handle contents that have a maximum specific gravity of 1.5 at 73° F.

**LA – Industrial Series** is designed to handle contents that have a maximum specific gravity of 1.9 at 73° F.

- Designed for storage and non -DOT regulated transport.
- Molded in legs for greater tank stability.

CAPACITY (GAL)	SIZE DIA.X.LGTH. (IN.)	VENTED MANWAY (IN)	FOB POINTS (1)
15	14 x 30	5	CIP,Tn
25	16 x 34	5	CIP,Tn
30	22 x 18	4	CIP,Tn
35	18 x 34	5	CIP,Tn
35	20 x 29	5	CIP,Tn
65	22 x 43	6	CIP,Tn
65	24 x 39	5	CIP,Tn
65	23 x 43	5	CIP,Tn
125	32 x 41	8	CIP,Tn
125	32 x 40	8	CIP,Tn
125	29 x 48	8	H
165	32 x 51	8	CIP,Tn
200	38 x 45	8	CIP,Tn
225	38 x 49	8	CIP,Tn
300	38 x 66	16	CIP,Tn
300	44 x 72	16	H
325	38 x 68	16	CIP,Tn
335	44 x 56	16	CIP,Tn
525	49 x 71 (2)	16	CIP,Tn
535	48 x 78	16	CIP,Tn
550	54 x 76	16	H
725	49 x 101 (2)	16	CIP,Tn
735	48 x 103	16	CIP,Tn
925	62 x 81	16	CIP,Tn
1025	49 x 139 (2)	16	CIP,Tn
1065	58 x 106	16	CIP,Tn
1300	62 x 114	16	CIP,Tn
1625	63 x 134	16	P

NOTE: Support bands required for 125 Gal. and up.  
 (1) Subject to stocking inventory.  
 (2) Available in blue color.

## Elliptical Horizontal Bulk Storage Tanks

**MC – Commercial Series** is designed to handle contents that have a maximum specific gravity of 1.5 at 73° F.

**MA – Industrial Series** is designed to handle contents that have a maximum specific gravity of 1.9 at 73° F.

- Designed for storage and non-DOT regulated transport applications.
- Molded in legs for greater tank stability.

CAPACITY (GAL)	SIZE L x W x H(IN.)	VENTED MANWAY (IN)	FOB POINTS (1)
200	41 x 66 x 26	8	CIP,Tn
300	48 x 70 x 30	8	CIP,Tn
300	70 x 48 x 30 (3)	8	CIP,Tn
400	57 x 70 x 36	8	CIP,Tn
500	57 x 82 x 36	8	CIP,Tn
500	82 x 57 x 36 (3)	16	CIP,Tn
500	73 x 53 x 42 (3)	16	CIP,Tn
750	69 x 89 x 42	16	CIP,Tn
750	88 x 69 x 42 (3)	16	CIP,Tn
750	69 x 89 x 42	16	CIP,Tn
1000	78 x 90 x 49	16	CIP,Tn
1000	145 x 53 x 45	16	CIP,Tn
1035	89 x 79 x 53	16	CI
1035	78 x 90 x 52	16	CI
1235	142 x 65 x 52	16	IP
1600	78 x 138 x 49	16	CIP,Tn
1635	142 x 71 x 57 (2)	16	CIP,Tn
2035	142 x 84 x 55 (2)	16	CIP,Tn
2350	88 x 146 x 63	16	CIP,Tn
2625	140 x 90 x 71 (2)	16	CIP,Tn
3135	151 x 88 x 76 (2)	16	CIP,Tn
4035	192 x 92 x 77 (2)	16	CI, Tn

Optional Ladder for 2625 Tank • Part # - TN2625LD  
 (1) Subject to stocking inventory. (3) Non-Legged  
 (2) Available only in blue color NOTE: Support bands required for 300 Gal. and up.



## Oil-Tainer

- Double-wall tank with 110% secondary containment.
- Large 385 gallon capacity.
- Weather resistant and vented with hinged, lockable manway.
- Maintenance free, won't rust, chip or dent.
- Large sink with debris screen and removable debris strainer.
- Automatic overflow shutoff.
- Oil level monitoring gauge.
- 2" external quick-release drain coupling.

CAPACITY GAL.	DIA. IN.	HEIGHT IN.	VENTED MANWAY IN.	WEIGHT LBS.	FOB POINTS (1)
100	35	41	16	180	NY
385	64	42	16	180	Tn
Spill Pan	37	4	-	-	NY
Spill Pan	66	8	-	-	NY

(1) Subject to stocking inventory.



## Pick-Up Truck Tanks

### PT Series

- Low profile 325 and 425 gallon tanks provide better rear vision.
- 210 gallon fits the "mini" and full size truck.
- Linear polyethylene.
- Translucent for visible content level.
- All are designed for storage and non-DOT regulated transport applications.

CAPACITY (GAL)	SIZE DIA. X HT. (IN.)	VENTED MANWAY (IN.)	FOB POINTS (1)
200	52 x 30	8	CIP,Tn
350	64 x 34	8	CIP,Tn
450	62 x 41	8	CIP,Tn

(1) Subject to stocking inventory



## Transport Tanks

- Molded in slots for tie down straps.
- All have 3/4" drain.
- Resin complies with U.S. Food and Drug Administration regulation 21 CFR 177.1520 (c) 3.1 and 3.2.
- All are designed for storage and non-DOT regulated transport applications.

CAPACITY (GAL)	MANWAY (IN.)	SIZE L x W x H (IN.)	FOB POINTS (1)
25 †	8	20 x 16 x 18	UPS
55	8	42 x 26 x 16	CIPF,Tn
70	8	42 x 26 x 18	CIPF,Tn
100	8	42 x 26 x 26	CIPF,Tn
320	8	60 x 60 x 32	H

(1) Subject to stocking inventory / † Ships UPS



## PCO Transport Tanks

CAPACITY (GAL)	VENTED MANWAY (IN.)	SIZE (IN.)	FOB POINTS (1)
50 (w)	8	19 x 38 x 23	CIP,Tn
50 (s)	8	19 x 38 x 23	CIP,Tn
100 (w)	8	30 x 38 x 29	CIP,Tn
100 (s)	8	30 x 38 x 29	CIP,Tn
150 (w)	8	37 x 48 x 29	CIP,Tn
150 (s)	8	37 x 48 x 29	CIP,Tn
200 (w)	8	37 x 48 x 32	CIP,Tn
200 (s)	8	37 x 48 x 32	CIP,Tn
300	16	69 x 36 x 37	CIP,Tn

(1) Subject to stocking inventory

Go to  
**chemtainer.com**  
for updated product information.

- IMPORTANT - Review tank handling, installation & use guidelines, pg. 20.**
- The degree of translucency varies with wall thickness and tank color.
  - Tank sizes are nominal. Capacities indicate approximate volume.
  - Calibrations on molded tanks indicate approx. vol. • Tanks UV stabilized for outdoor use.
  - Go to chemtainer.com for updated product information.

# Vertical Water Storage Tanks

## IW Series

- Economical way to store potable (drinking) water for Residential and Commercial applications.
- Resin complies with U.S. Food and Drug Administration regulation 21CFR 177.1520(1) 3.1 and 3.2 for storage of potable water. These tanks are designed for water use only.
- Green color reduces algae growth and blends with the environment.
- Comes complete with threaded inlet /outlets and a vented twist entry.




CAPACITY (GAL)	SIZE DIA. X HT (IN.)	VENTED MANWAY (IN)	FOB POINTS (1)
45	18 x 51 (3)	4	CIP,Tn
65	23 x 42	8	CIPF,Tn
100	23 x 64	8	CIPF,Tn
110	35 x 36 (5)	8	CIPF,Tn
130	23 x 76	8	C
165	31 x 58	8	CIPF,Tn
200	31 x 72	16	CIP,Tn
300	35 x 81	16	CIP,Tn
500	64 x 42	16	CIPF,Tn
500	46 x 76	16	CFP,Tn
550	45 x 94	16	CF
650	56 x 70	16	C
750	46 x 119	16	CIP,Tn
850	48 x 124	16	CIP,Tn
1000	64 x 81	16	CIPF,Tn
1000	69 x 74	16	C
1500	64 x 121	16	CIPF,Tn
1550	87 x 65	16	CIP,Tn
1700	86 x 74	16	Tn
2000	64 x 144	16	CIPF,Tn
2500	95 x 89	16	CI,Tn
3000	95 x 107	16	CI,Tn
4000	95 x 140	16	CI,Tn
4000	102 x 125	16	C
5000	102 x 152	16	CIP,Tn
10000	141 x 160	16	C

(1) Subject to stocking inventory

(3) 45 Gal. has inverted calibrations

(5) 110 Gal. has side indents for fork lift handling

45 - 165 Gals: have 1" inlet and 1.5" outlet standard 300 Gals and up: have 1.5" inlet and 2" outlet standard. Outlets are located close to top and bottom, in line.



# Specialty Water Tanks

- 375 and 400 gallon tanks allow fit through conventional doorway. The 400 gallon tank is designed to be free standing and self-supporting.

CAPACITY (GAL)	SIZE W X H X L (IN.)	OUTLET SPECS.	VENTED MANWAY (IN.)	FOB POINTS (1)
375 (A)	30 x 60 x 62	1.25"	16	CIP,Tn
400 (B)	29 x 65 x 60	1.25"	16	CIP,Tn
1250 (C)	80 x 35 x 132	2"	16	CIP,Tn
1500 (C)	81 x 41 x 130	2"	16	CIP,Tn
2400 (C)	90 x 51 x 149	2"	16	CIP,Tn

(1) Subject to stocking inventory

**IMPORTANT - Review tank handling, installation & use guidelines, pg. 20.**

- The degree of translucency varies with wall thickness and tank color.
- Tank sizes are nominal. Capacities indicate approximate volume.
- Calibrations on molded tanks indicate approx. vol. • Tanks UV stabilized for outdoor use.
- Go to chemtainer.com for updated product information.



# Flat Bottom Cylindrical Tanks (Standard & Economy)

AA Series – Linear Polyethylene (PE) Available in all sizes.  
 EA Series – Economy Lightweight (▼) Linear polyethylene.  
 AB Series – Polypropylene (PP) (\*) FOB CA only.  
 AX Series – Cross Linked Polyethylene (x) FOB Tn only.  
 AC Series – PE with FRP Encasement Available in all sizes.  
 AD Series – PP with FRP Encasement FOB CA only.

AK Series – Steel Stands Without Agitator Bracket.  
 AM Series – Steel Stands With Agitator Bracket (Shown).  
 • Heavy duty stands with corrosion resistant coating.  
 AN Series – Stainless Steel Floor Mounted Agitator Mount.  
 Contact sales office. See Pg. 8 bottom.

AF Series – Covers – One piece molded polyethylene construction.

AH Series – Hinged Covers – Molded polyethylene construction.  
 • Flexible hinge with aluminum rivets.

FH Series – Hinged Covers – Polyethylene fabricated cover with PE hinges.

EF Series – Covers – Polyethylene, bolted and gasketed.  
 Acid Neutralization Tanks – Go to chemtainer.com.




AA



EA  
Economy  
Lightweight



AM



AH

FH

CAPACITY (GAL)	DIA.X HT. (IN.)	FOB POINTS (1)
5*†	11 x 14 ▼	UPS
7*†	10 x 21 ▼	UPS
8 †	13 x 16 ▼	UPS
10*†	13 x 21 ▼	UPS
12 †	15 x 16 ▼	UPS
15*†	15 x 19 ▼	UPS
16*†	14 x 27 ▼	UPS
16 †	15 x 22	UPS
17*†	18 x 15	UPS
25*†	14 x 40	UPS
28	22 x 18	NICFP,Tn
30*†	18 x 29 ▼	UPS
36	15 x 48	NICFP,Tn
40*	18 x 40 ▼	NICFP,Tn
55*x	22 x 36 ▼	NICFP,Tn
65*	22 x 40	CP
70*	24 x 36	NC
73	30 x 24	N
85	28 x 32	IC
90	30 x 30	N
90*	24 x 48	NICF
100*x	28 x 42	NICFPH,Tn
102*	27 x 45	PC
105	36 x 24	N
110*	30 x 36	NIC
125	36 x 30	N
150*x	31 x 48	NICFPH,Tn
155	36 x 36	P
165	31 x 56	P
180*	30 x 60	N
200*x	36 x 48	NICFPH,Tn
260*	36 x 60	NIC
260	39 x 53	P
275*x	42 x 48	NICFPH,Tn
315*	48 x 42	I
325	36 x 74	N
330	45 x 48	NI
360*x	48 x 48	NICFPH,Tn
440*	52 x 48	NC
500*x	52 x 60	NICFPH,Tn
550*	48 x 72	NIC
575	60 x 46	NI
575	42 x 96	N
650	48 x 84	N
675	66 x 46	NF
700	55 x 70	NIC
800	72 x 46	N
800	60 x 66	N
950	78 x 46	N
1000	66 x 72	NIC
1000	84 x 46	NF
1100	60 x 90	N
1250	69 x 84	NIC
1350	82 x 59	N
1500	73 x 84	NI
2000	84 x 84	NIC
2000	82 x 90	N
2450	95 x 84 (2)	ICP
2975	95 x 97 (2)	ICP,Tn
4650	120 x 98 (2)	ICP,Tn
6800 x	120 x 142 (2)	ICP,Tn

(1) Subject to stocking inventory. (2) Interior flange. † Ships UPS (\*) FOB CA only

**IMPORTANT - Review tank handling, installation & use guidelines, pg. 20.**

- The degree of translucency varies with wall thickness and tank color.
- Tank sizes are nominal. Capacities indicate approximate volume.
- Calibrations on molded tanks indicate approx. vol. • Tanks UV stabilized for outdoor use.
- Go to chemtainer.com for updated product information.



# Cone Bottom Tanks

CA Series – Linear polyethylene

CB Series – Polypropylene (\*) FOB CA only.

CC and CD FRP Encased Series: Fiberglass reinforced shell.

CAPACITY (GAL)	SIZE DIA. X HT. (IN.)	FOB POINTS (1)
5 †	11 x 13	UPS
10 †	15 x 17	UPS
15*†	15 x 19	UPS
30*†	18 x 29	UPS
55*	22 x 36	NIC
75*	30 x 24	IC
100	30 x 36	NIC
125	42 x 24	N
200*	31 x 65	NC
250*	42 x 46	NIC
350*	42 x 60	NC
500*	52 x 64	NIC
750*	62 x 58	NC
1000*	66 x 72	NC
1000	84 x 48	N
1350	86 x 70 (2)	Tn
1500	73 x 84	N
2000	80 x 86	N
2500	86 x 118 (2)	Tn

(1) Subject to stocking inventory. (2) Internal flange † Ships UPS (\*) PP FOB CA only



## Cone Bottom Tanks with Polyethylene Support Stands

PE – Linear polyethylene

PP – Polypropylene FOB CA only.

- Greater corrosion resistance.
- Lightweight.

STAND FOR TANK CAPACITY(GAL)	SIZE DIA. X HT. (IN.)	FOB POINTS (1)
10 †	15 x 28	UPS
15 †	15 x 30	UPS
30	18 x 40	NC
55	22 x 47	NC
75	30 x 35	NC
100	30 x 48	NC
125	42 x 35	NC
200	31 x 75	NC
250	42 x 57	NC
350	42 x 70	NC

PE Stands only PP FOB CA only  
 (1) Subject to stocking inventory † Ships UPS NOTE: Fittings sold separately  
 (\*) FOB CA only

## Tank Mixers

CTBN 10 & 20 Models

- Direct drive-small batch mixing.
- 316 S.S. Shafts and propellers.
- Clamp adjusts to any angle. [See Pg. 7 for Tanks and Stands](#)

**CTJG 20, 30, 40 & 51 Models** • 350 RPM gear-driven .316 S.S. Shafts and propellers. • 1.0 pitch ratio marine propellers. • Adjustable shaft angle to achieve optimum mixing • Motors are enclosed, fan cooled (TEFC) • Explosion-proof motor available. • Permanent grease gears. • Mixer shaft bearings are permanently lubricated. • Available with air motors for use in flammable, or explosion-proof environments.

**MIXER SELECTION CHART** Our chart is intended to furnish basic guidelines for selecting the proper mixer to provide a mild blending of liquids of various viscosities in different size tanks. This information is based on an approximate 30 minute mix-blend time for two liquids when both liquids are already in the tank. Improper mounting of a mixer can greatly lessen mixing efficiency, cause vibration, and possibly damage the mixer.

VISCOSITY CPS	TANKS UP TO 50 GAL	TANKS UP TO 100 GAL	TANKS UP TO 200 GAL	TANKS UP TO 500 GAL	TANKS UP TO 1,000 GAL
	Mixer Part #	Mixer Part #	Mixer Part #	Mixer Part #	Mixer Part #
1	CTBN 10	CTBN 10	CTBN 10	CTBN 10	—
100	CTBN 10	CTBN 10	CTBN 20	—	—
300	CTBN 10	CTBN 20	—	—	CTJG 20
500	CTBN 20	—	—	—	CTJG 30
1000	CTBN 20	—	CTJG 20	CTJG 20	CTJG 40
2000	—	—	CTJG 30	CTJG 30	CTJG 51



**IMPORTANT - Review tank handling, installation & use guidelines, pg. 20.**

- The degree of translucency varies with wall thickness and tank color.
- Tank sizes are nominal. Capacities indicate approximate volume.
- Calibrations on molded tanks indicate approx. vol. • Tanks UV stabilized for outdoor use.
- Go to chemtainer.com for updated product information.



# Tapered Cylindrical Tanks

GA and FA Series - (A) GA Series 3/16" wall.  
FA 3/32" wall.

CAPACITY (GAL)	SIZE DIA. X HT. (IN.)	FOB POINTS (1)
30	19 x 29	NICFP,Tn
50	22 x 40	CF
150	30 x 50	NP

(1) Subject to stocking inventory.



# Tapered Cylindrical Tanks

QA Tank Series (B)  
• Excellent chemical resistance.

QF Cover Series  
• Fits all QA Tanks

CAPACITY (GAL)	SIZE DIA. X HT. (IN.)	FOB POINTS (1)
20	22 x 14	NICFP,Tn
30	22 x 23	NICFP,Tn
55	22 x 40	CF

(1) Subject to stocking inventory.



# Brine Tanks

HA Series  
• Black linear polyethylene.  
• Designed for commercial water conditioning equipment.

CAPACITY (GAL)	SIZE DIA. X HT. (IN.)	FOB POINTS (1)
30 †	18 x 29	UPS
40	18 x 40	NICFP,Tn
55	22 x 36	NICFP
85	28 x 32	NICF
90	24 x 48	NICFP
100	28 x 42	NICFP,Tn
150	31 x 48	NICFP,Tn
200	36 x 48	NICFP,Tn
275	42 x 48	NICFP,Tn
360	48 x 48	NICFP,Tn
500	52 x 60	NICFP,Tn

(1) Subject to stocking inventory. † Ships UPS

**IMPORTANT - Review tank handling, installation & use guidelines, pg. 20.**  
 • The degree of translucency varies with wall thickness and tank color.  
 • Tank sizes are nominal. Capacities indicate approximate volume.  
 • Calibrations on molded tanks indicate approx. vol. • Tanks UV stabilized for outdoor use.  
 • Go to chemtainer.com for updated product information.

# Rectangular Tanks

- A Series – Polyethylene, operating temperatures up to 140° F.
- B Series – Polypropylene, operating temperatures up to 212° F.

- C Series – PE with FRP Encasements.
- D Series – PP with FRP Encasements.

- Designed to completely support our rectangular tanks.
- Available with both polyethylene and polypropylene liners.
- No maintenance.

- L Series – Stainless steel support frames. (Note: assembly required)
- Corrosion resistant side support.  
(Bottom of tank must be completely supported, L Series provides side support only.)

EF Cover – Bolted and Gasketed (Not Shown).

F Cover – Molded polyethylene cover that fits over the flange of the tank. (Not Shown).

H Hinged Cover – Polyethylene fabricated covers.

NOTE: Side walls on tanks higher than 18" must be supported



IMPORTANT- Review tank handling, installation & use guidelines, pg. 20.  
• The degree of translucency varies with wall thickness and tank color.  
• Tank sizes are nominal. Capacities indicate approximate volume.  
• Calibrations on molded tanks indicate approx. vol. • Tanks UV stabilized for outdoor use.  
• Go to [chemtainer.com](http://chemtainer.com) for updated product information.

# Rectangular Tanks

(\* ) Available in Polypropylene. FOB CA only.

W x L x H (IN.)	CAPACITY (GAL.)	FOB POINTS (1)
4 x 18 x 18 †	6	UPS
4 x 24 x 30 †	12	UPS
5 x 18 x 24 †	9	UPS
6 x 12 x 6 †	1	UPS
6 x 12 x 12 †	3	UPS
6 x 18 x 8 †	3	UPS
6 x 24 x 18 †	11	UPS
7 x 16 x 21 †	10	UPS
8 x 8 x 8 †	2	UPS
8 x 18 x 12 †	7	UPS
8 x 18 x 16 †	10	UPS
8 x 18 x 18 †	11	UPS
8 x 18 x 24 †	14	UPS
8 x 24 x 30	25	NICFP
8 x 30 x 30	31	FP
10 x 14 x 10 †	6	UPS
10 x 16 x 8 †	5	UPS
12 x 12 x 12 †	7	UPS
12 x 12 x 18 †	31	UPS
12 x 12 x 24 †	14	UPS
12 x 12 x 30 †	18	UPS
12 x 12 x 36 †	22	UPS
12 x 15 x 6 †	5	UPS
12 x 15 x 12 †	9	UPS
12 x 18 x 9 †	9	UPS
12 x 18 x 12 †	12	UPS
12 x 18 x 15 †	14	UPS
12 x 18 x 18 †	18	UPS
12 x 18 x 24 †	24	UPS
12 x 18 x 30 †	30	UPS
12 x 19 x 23 †	22	UPS
12 x 22 x 30 †	30	UPS
12 x 24 x 12 †	15	UPS
12 x 24 x 18 †	22	UPS
12 x 24 x 24 *	30	NICFP
12 x 24 x 30 *	37	NICFP
12 x 30 x 12 †	18	UPS
12 x 30 x 18	27	NICFP
12 x 30 x 24	36	NICFP
12 x 30 x 30	45	NICFP
12 x 36 x 36 *	67	NC
14 x 16 x 18 †	19	UPS
14 x 24 x 24 †	33	UPS
14 x 24 x 30	42	NICFP
15 x 19 x 13 †	16	UPS
15 x 30 x 30	58	NICFP
16 x 16 x 24 †	36	UPS
16 x 24 x 24	39	NICFP
18 x 18 x 12 †	17	UPS

(1) Subject to stocking inventory.

† Ships UPS

W x L x H (IN.)	CAPACITY (GAL.)	FOB POINTS (1)
18 x 18 x 18 †	25	UPS
18 x 18 x 24 †	34	UPS
18 x 18 x 30	40	NICFP
18 x 18 x 36	50	NICFP
18 x 18 x 42	60	N
18 x 24 x 12 †	23	UPS
18 x 24 x 15 †	28	UPS
18 x 24 x 18	37	NICFP
18 x 24 x 24 *	44	NICFP
18 x 24 x 30 *	56	NICFP
18 x 24 x 36 *	67	NIC
18 x 24 x 42	78	NIC
18 x 24 x 48	90	N
18 x 30 x 12	28	NICFP
18 x 30 x 18	40	NICFP
18 x 30 x 24 *	56	NICFP
18 x 30 x 30 *	70	NIC
18 x 30 x 36	84	C
18 x 30 x 42 *	95	NC
18 x 36 x 18	50	NICFP
18 x 36 x 36	100	C
20 x 20 x 20 †	45	UPS
20 x 36 x 20 *	62	NC
24 x 24 x 12	30	NICFP
24 x 24 x 18 *	45	NICFP
24 x 24 x 24 *	60	NC
24 x 24 x 30 *	75	NC
24 x 24 x 36 *	90	NC
24 x 24 x 42	105	N
24 x 24 x 48	120	N
24 x 30 x 12	37	NICFP
24 x 30 x 18 *	56	NC
24 x 30 x 24 *	75	NC
24 x 30 x 30 *	94	NC
24 x 30 x 36 *	112	NC
24 x 30 x 42	130	NC
24 x 30 x 48	150	N
24 x 30 x 54	167	N
24 x 36 x 12	45	N
24 x 36 x 18 *	67	NC
24 x 36 x 24 *	90	NC
24 x 36 x 30 *	112	NC
24 x 36 x 36 *	135	NC
24 x 36 x 42	157	NC
24 x 36 x 48	180	N
24 x 48 x 12 *	60	NC
24 x 48 x 18 *	90	NC
24 x 48 x 24 *	120	NC
30 x 30 x 30 *	115	NC

FOB Codes: N=NY, I=IL, C=CA, F=FL, P=PA, H=HI, Tn=TN

**IMPORTANT - Review tank handling, installation & use guidelines, pg. 20.**

- The degree of translucency varies with wall thickness and tank color.
- Tank sizes are nominal. Capacities indicate approximate volume.
- Calibrations on molded tanks indicate approx. vol. • Tanks UV stabilized for outdoor use.
- Go to [chemtainer.com](http://chemtainer.com) for updated product information.



# Rectangular Tanks

(\*Available in Polypropylene. FOB CA only.

W x L x H (IN.)	CAPACITY (GAL.)	FOB POINTS (1)	W x L x H (IN.)	CAPACITY (GAL.)	FOB POINTS (1)
30 x 30 x 36	138	NC	36 x 72 x 36	400	N
30 x 30 x 42	161	N	36 x 72 x 48	540	N
30 x 30 x 48	184	N	36 x 72 x 60	670	N
34 x 52 x 18	135	N	40 x 45 x 30	230	N
36 x 36 x 12	61	N	42 x 66 x 33	390	N
36 x 36 x 18	92	N	45 x 48 x 30	280	NC
36 x 36 x 30	153	N	48 x 48 x 48	470	NC
36 x 36 x 36	185	N	54 x 54 x 42	530	N
36 x 36 x 42	215	N	72 x 72 x 44	1000	N
36 x 36 x 63	350	C	72 x 72 x 66	1150	N
40 x 44 x 33	210	NC	84 x 84 x 48	1450	N
36 x 48 x 36	270	N	84 x 84 x 60	1800	N
36 x 48 x 48	360	N			
36 x 60 x 12	112	N			
36 x 72 x 24	265	N			

(1) Subject to stocking inventory. † Ships UPS  
 FOB Codes: N=NY, I=IL, C=CA, F=FL, P=PA, H=HI, Tn=TN



# Pharmaceutical Processing Tanks

- Designed for Bio-pharmaceutical, Diagnostic and Dry Chemical Powder industries.
- Use with sterile and non-sterile liners.
- Rotationally molded from polyethylene.
- Resin complies with FDA regulation 21 CFR177.1520.
- Processing tanks are ready for immediate reuse after liner removal.

### OPTIONS:

- T-304 Stainless Steel Dollies with non-marking swivel casters.
- SP Series Dollies available up to 150 Gals.
- One piece PF Series lift off covers for all sizes.

CAPACITY GALLONS	DIAMETER X DEPTH	CAPACITY LITERS	FOB POINTS (1)
15 †	13 x 27	56	UPS
30 †	18 x 29	114	UPS
55	22 x 36	208	N
80	24 x 48	303	N
100	28 x 44	380	N
150	31 x 49	568	N
200	36 x 48	760	N
275	42 x 48	1040	N
360	48 x 48	1362	N

(1) Subject to stocking inventory. † Ships UPS



With Optional Stand

# Pharmaceutical Processing Hoppers

- In-plant handling of powders and granules in pharmaceutical, food and chemical processing.
- The conical shape and smooth, interior surface promote the flow of contents.
- Stackable when used with stands
- **Hoppers available with or without stand.**

### OPTIONS:

- 6" or 8" easy roll casters.
- Heavy duty stainless steel or powder coated steel stands.
- 8" Stainless steel or plastic valves.
- Colors available. • Stenciling.

CAPACITY CU. FT.	CAPACITY GALLONS	CONE ANGLE	OVERALL W" X H"	DRY WEIGHT	FOB POINTS (1)
24	180	60°	46 1/2 x 54 1/2	292 lbs.	N
30	225	60°	46 1/2 x 62	308 lbs.	N

(1) Subject to stocking inventory.

### IMPORTANT- Review tank handling, installation & use guidelines, pg. 20.

- The degree of translucency varies with wall thickness and tank color.
- Tank sizes are nominal. Capacities indicate approximate volume.
- Calibrations on molded tanks indicate approx. vol.
- Tanks UV stabilized for outdoor use.
- Go to chemtainer.com for updated product information.



## Closed Head Shipping Drums

- Molded one-piece linear polyethylene.
- U.N. certified (#1H1/Y1.3/100) drum.
- Designed to handle with hoists, parrot beaks, forklifts and hand trucks.
- All drums supplied with 2" and 3/4" NPT plugs.
- Linear polyethylene.

CAPACITY (GAL.)	SIZE DIA. X HT. (IN.)	FOB POINTS (1)
30 †	19 3/8 x 29 3/4	UPS
55	23 1/2 x 36 1/4	NC

(1) Subject to stocking inventory. † Ships UPS



## Drum Liners

- Designed with a curled flange for convenient handling.

### BA and DA Series

- Self supporting.
- Excellent chemical resistance.
- Lightweight and economical.
- Resin complies with U.S. Food and Drug Administration regulation 21 CFR 177.1520 (C0 3.1 and 3.2).

SERIES	CAPACITY (GAL.)	SIZE DIA. X HT. (IN.)	FOB POINTS (1)
BA SERIES	30 †	18 x 28	UPS
	55	22 x 35	NICFP,Tn
DA SERIES	10 †	14 x 19	UPS
	55	22 x 35	NICFP,Tn

(1) Subject to stocking inventory. † Ships UPS

### EA Series

- Internal flange drum liner



CAPACITY (GAL.)	SIZE DIA. X HT. (IN.)	FOB POINTS (1)
50	22 x 32	NICFP,Tn

(1) Subject to stocking inventory.

**IMPORTANT - Review tank handling, installation & use guidelines, pg. 20.**

- The degree of translucency varies with wall thickness and tank color.
- Tank sizes are nominal. Capacities indicate approximate volume.
- Calibrations on molded tanks indicate approx. vol. • Tanks UV stabilized for outdoor use.
- Go to chemtainer.com for updated product information.

# Below Ground Septic Tanks - Two Compartment

CAPACITY (GAL)	SIZE (IN.)	FOB POINTS (1)
1000	102 x 60 x 58	CIFP,Tn
1250	116 x 55 x 66	CIFP,Tn
1500	143 x 55 x 66	CIFP,Tn



Septic Tank

# Below Ground Septic Tanks - Single Compartment

CAPACITY (GAL)	SIZE (IN.)	FOB POINTS (1)
300	54(DIA) x 51H	CIFP,Tn
500	60(DIA) x 64H	CI,Tn
500	101 x 51 x 42	IPF,Tn
750	96 x 52 x 58	PIC
1000	86 x 65 x 68	H
1000	102 x 60 x 58	IPF,Tn
1250	116 x 55 x 66	IPF,Tn
1250	86 x 76 x 68	H
1500	143 x 55 x 66	IPF,Tn

# Bruiser Septic Tanks - Single Compartment

CAPACITY (GAL)	SIZE (IN.)	FOB POINTS (1)
1000	60 x 102 x 58	NIPC,Tn
1250	55 x 116 x 66	NIPC
1500	55 x 133 x 66	NIPC,Tn

# Bruiser Septic Tanks - Two Compartment

CAPACITY (GAL)	SIZE (IN.)	FOB POINTS (1)
1000	60 x 102 x 58	NIPC,Tn
1250	55 x 116 x 66	NIPC
1500	55 x 133 x 66	NIPC,Tn

# Below Ground Water Storage Tanks

CAPACITY (GAL)	SIZE (IN.)	FOB POINTS (1)
325	54 Dia x 51H	CIPF,Tn
550	64 Dia x 64H	CI,Tn
600	101 x 51 x 58	IPF,Tn
1000	86 x 65 x 68	H
1200	102 x 60 x 58	CIPF,Tn
1250	86 x 76 x 68	H
1700	143 x 55 x 66	CIPF,Tn



Underground Water Tank

# Septic & Water Tank Accessories

Item	
Manhole Extension	15 H x 20
Manhole Extension	24 H x 20
20" Lid & 12" Riser	
Septic & Water Tank Lid	20
Septic & Water Tank Lid	24

# Septic Tank Plumbing Kits

Item	
Service Weight Sanitary	Schedule 40 Sanitary (2 ea)
Service Weight or Schedule 40	Service Weight Tee & Gasket (1 ea)

**IMPORTANT-** Review tank handling, installation & use guidelines, pg. 20.

- The degree of translucency varies with wall thickness and tank color.
- Tank sizes are nominal. Capacities indicate approximate volume.
- Calibrations on molded tanks indicate approx. vol.
- Tanks UV stabilized for outdoor use.
- Go to chemtainer.com for updated product information.

# Spill Containment Pallets

## 2 & 4 Drum Pallets

- Drum pallets are designed so that hazardous spills can be safely contained in pallet basin – not on your floors or in the soil.
- Pallets hold either two or four 55 gallon drums.
- Convenient forklift entry.
- Designed for in-plant use, not for transport.



	SIZE L X W X H (IN.)	FOB POINTS (1)
4 Drum (1) Subject to stocking inventory.	54 x 54 x 14	CIP,Tn



	SIZE L X W X H (IN.)	FOB POINTS (1)
2 Drum (1) Subject to stocking inventory.	55 x 28 x 17	CIP,Tn

# Security Spill Containment

- Ideal as a portable secondary containment vessel, as a storage container for absorbents and other emergency response equipment, or as a drum pumping station.
- Hinged cover is lockable.
- Forkliffable for easy handling.
- Designed for in-plant use, not for transport.
- 122 gallon capacity.



	SIZE L X W X H (IN.)	FOB POINTS (1)
(A) 2 Drum	56 x 32 x 45	CIP,Tn
Economy model without cover (Not Shown)	56 x 32 x 28	CIP,Tn
(1) Subject to stocking inventory.		














**chemtainer.com** FOR UP-TO-DATE INFORMATION ON:

Chemical Resistance • Tank Drawings • New Items  
Engineering Specifications • Products Not Shown in Catalog

**IMPORTANT-** Review tank handling, installation & use guidelines, pg. 20.  
 • The degree of translucency varies with wall thickness and tank color.  
 • Tank sizes are nominal. Capacities indicate approximate volume.  
 • Calibrations on molded tanks indicate approx. vol. • Tanks UV stabilized for outdoor use.  
 • Go to chemtainer.com for updated product information.

# Fittings

\* Bolt-On Bulkhead Fittings – provides a secure, reliable connection to the tank. This style of fitting is recommended on our larger bulk storage tanks. All bolting hardware is 316 stainless steel; and hastalloy “C” bolt material is also available. See page 20 for Tank Installation and Use Guidelines.

	MATERIAL	SIZE
	* Bolt-On Bulkhead Fittings Installed or Loose Viton Gaskets are available, see price sheet	FZ Series 1/2" thru 1" and 1 1/2" thru 6" 1/2" thru 1" and 1 1/2" thru 4" 1/2" thru 1" and 1 1/2" thru 6" 1/2" thru 1" and 1 1/2" thru 6"
	FA Series Bulkhead Fittings Installed or Loose Viton Gaskets are available, see price sheet	PVC PP CPVC 316 S.S. 1/2" thru 4" 1/2" thru 3" 1/2" thru 1" and 1 1/2" thru 4" 3/4" thru 3"
	FC Series Self-Aligning Bulkhead Installed (EPDM Gasket & Teflon Seat)	PVC 1", 2", 3"
	FB Series Half Coupling Welded	PE PP 1/2" thru 6" 1/2" thru 4"
	FD Series Full Coupling Welded	PE PP 1/2" thru 6" 1/2" thru 4"
	FE Series Spigot Installed Needle Type	PE 1/2" and 3/4"
	FF Series Spigot Installed Drum Type	PE 3/4" and 2"
	FY Series Flange Assemble (Bulkhead Fitting or Half Coupling add'l)	PVC PP 1/2" thru 6" 1/2" thru 4"
	FG Series (Gussets required - contact sales office) Flanges Welded	PE PP 1/2" thru 6" 1/2" thru 3"
	FJ Series Ball Valves Single Entry Threaded Loose	PVC PP 1/2" thru 4" 1/2" thru 4"
	FJ Series Ball Valves Bolted (A)	PP (Glass Reinforced) Zinc plated bolts with S.S. nuts & washers 1/2" thru 3"
	FL Series Sight Gauge (B) Installed (B)	PVC PVC 1/2" thru 1" and 1 1/2" thru 2"
	GO Series Sight Gauge Reverse Fill Indication	PVC 2"



# Fittings



**GA Series**  
Cam Action  
Couplers\*

PP

1/2" thru 3"

(Glass Reinforced with S.S. handles)  
S.S. handles. \* Available in female, male thread and hose shank.  
Use bulkhead fitting tank connection with cam action coupler



**GB Series**  
90° Cam Action  
Couplers\*

PP

1 1/2" and 2"

(Glass Reinforced with S.S. handles)  
S.S. handles. \* Available in female, male thread and hose shank.  
Use bulkhead fitting tank connection with cam action coupler



**GH Series**  
Cam Action Adapter

PP

1/2" thru 3"

Available in female, male thread and hose shank.



**GI Series**  
Cam Action 90° Adapter

PP

1 1/2" and 2"

Available in female, male thread and hose shank.



**FK Series**  
Float Valve

Installed  
PP

1/2"  
1/2"



**GC Series**  
U-Vent

PVC  
W/Screen (Bulkhead Fitting or half coupling add'l)

2" thru 4"



**GD Series**  
Siphon Tube

PVC  
PP

2"and 3"  
2"and 3"

(Bulkhead Fitting or half coupling add'l)



**MW Series**  
Hinged Manway (Not shown)  
Manways

PP  
PP

16" Ø  
8" Ø 16" Ø 22" Ø

**GE Series**  
External Down Fill  
Dome Mounted  
w/Internal  
Down Pipe (A)

PVC

2"and 3"

Available without internal down pipe.

**GF Series**  
External Down Fill  
Side Mounted  
w/Internal  
Down Pipe (B)

PVC

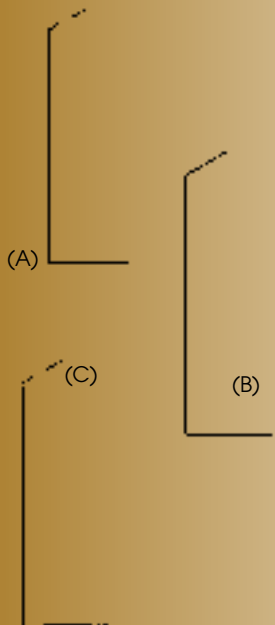
2"and 3"

Available without internal down pipe.

**GG Series**  
Internal Down  
Pipe (C)

PVC

2"and 3"



## Optional Hardware

**BULKHEAD  
FITTING SIZE**  
1/2", 3/4", 1"  
1 1/2", 2", 3"  
1 1/2", 2", 3", 4", 6"  
4", 6"

**BOLT SIZE**  
1/4" x 2 1/2"  
3/8" x 3"  
1/2" x 4"  
5/8" x 4"

**AVAILABLE MATERIAL**  
  
Hastalloy C  
316 S.S.



# Tank Accessories

## Insulated and Temperature Controlled Systems

A system consisting of flexible heating panels, thermostat and rigid foam insulation, designed to help control and maintain the temperature of the product inside of our tanks.

(Contact sales office for complete details and price quotations).

## Electronic Heating Systems

- Operate from 120 volts/ AC power source.
- Heater panels are located around tank for uniform heating.
- All systems are custom designed;  
\*Please supply anticipated minimum ambient temperature, wind velocity, and the desired minimum temperature requirement of contents.

## Rigid Insulation

- 2" spray on rigid closed cell polyurethane foam.
- R value of 7.8 per inch of thickness.
- Insulation and mastic coating have excellent weathering characteristics.

## Tie Down Kits

PVC coated wire cable and adjustable steel turn buckles provide an economical and effective restraining system.

TANK SIZE IN GALLONS	PART #
1700 or less (except 750, 850, + 1500)	TC1700TK
2000 to 3200 (and 750, 850 + 1500)	TC2000TK
3600 and larger	TC3600TK

## Seismic Zone 4 Restraint Kits

- Tank tie down assembly for wind and earthquake protection.
- Seismic zone 4

(Contact sales office for complete details)



**chemtainer.com** FOR UP-TO-DATE INFORMATION ON:

- Chemical Resistance • Tank Drawings • New Items  
Engineering Specifications • Products Not Shown in Catalog

# Material Selection

## A brief description of our materials:

(Always refer to our Chemical Resistance Chart at [chemtainer.com](http://chemtainer.com) before selecting tank materials.)

### 1) Polyethylene

A high quality thermoplastic that has outstanding resistance to both physical and chemical degradation. The overall general toughness and excellent chemical resistance to a wide array of wet and dry industrial chemicals and food products make polyethylene ideally suited for storage tanks and containers. Polyethylene is translucent and its natural color ranges from slightly off white to creamy yellow, depending on wall thickness and type. Ultraviolet light stabilizers are added for use in outdoor applications. Colors are available on request for a nominal up charge.

#### A) Linear Polyethylene

Linear Polyethylene has superior mechanical properties, high stiffness, excellent low temperature impact strength and excellent environmental stress crack resistance. The linear polyethylene used by Chem-Tainer Industries meets specifications contained in FDA regulation 21CFR177.1520 (c) 3.1 and 3.2 and so may be used as an article or a component of articles intended for use in contact with food, subject to any limitations in the regulations. Maximum operating temperature for linear polyethylene is 140° F. weldable.

#### B) Crosslinkable Polyethylene

Crosslinkable polyethylene is a high density polyethylene that contains a crosslinking agent which reacts with the polyethylene during molding, forming a crosslinked molecule similar to a thermoset plastic. This reaction improves toughness and environmental stress crack resistance. Crosslinked Polyethylene (XLPE) is not weldable and does not meet FDA requirement 21CFR177.1520. Maximum operating temperature of crosslinked polyethylene is 150° F. Available only in limited sizes and styles. Please contact sales office.

### 2) Polypropylene

Polypropylene is a rigid plastic that has a higher operating temperature limit than polyethylene: 212° F. It offers good chemical resistance, has a high resistance to stress crack, and is autoclavable. Polypropylene (PP) is not recommended for applications in sub-freezing temperature or where high impact strength is needed. A rough, irregular interior surface is common characteristic of molded polypropylene. Available only in limited sizes and styles. Please contact sales office.

# Tank Handling Installation and Use Guidelines

Although Chem-Tainer's tanks are extremely durable, improper handling and installation can result in damage to tank, fittings, and accessories. Failure to comply with handling and installation instructions voids all warranties.

1. At delivery, inspect your tank immediately for defects or shipping damage. Any discrepancies, or product problems, should be noted on both the driver's bill of lading and your packing list.
2. When unloading your tank from the delivery truck, avoid its contact with sharp objects. Forklift blades can cause significant damage if proper precautions are not taken. Do not allow tanks to be rolled over on the fittings. Large bulk storage tanks, whenever possible, should be removed from truck bed by use of a crane or other suitable lifting device. OSHA regulation 29CFR 1910.178 through 1910.189 addresses specific standards for hoisting and lifting. Keep unloading area free of rocks, sharp objects, and other materials that could damage the tank. If tank is unloaded on its side, carefully brace to prevent rolling.
3. Support bottom of tank firmly and completely. Concrete pads provide the best foundation. However, when seismic and wind factors are not being considered, tanks with a base load bearing of less than 800 pounds per square foot require a firm, even, compacted bed of sand, pea gravel, or fine soil that won't wash away. Tanks with a base load bearing of 800 pounds per square foot, or greater, require a reinforced concrete base. Steel support stands concentrate the loaded tank weight onto the stand leg pads. It is recommended that stands are mounted on a concrete base. Bolting of stands is necessary to prevent movement due to agitation, wind, seismic loads and accidental contact.
4. Install tanks in an area that is accessible. Ease of maintenance and removal should be considered.
5. Test by filling tank with water prior to use, to prevent material loss through unsecured fittings, shipping damage, or manufacturing defects. Tanks should be tested for a minimum 5 hours.
6. Plastic screw on bulkhead fittings are designed to be hand tightened. Over tightening can cause fittings to leak.
7. Support sides of rectangular tanks. In general, tanks with heights greater than 18" must be supported. However, specific applications must be considered: smaller tanks with contents that have high specific gravity and/or elevated temperatures must be supported.
8. Do not mount heavy equipment on tank sides.
9. Do not allow weight on tank fittings. Fully support pipes and valves.
10. Use expansion joints to prevent damage at fittings from the differential expansion and contraction of the piping and tanks.
11. Tanks are designed for use only in the atmospheric storage of chemicals, never for vacuum or pressure applications.
12. Immersion heaters should never touch the walls of the tank. Minimum spacing should be 3" - 4" from wall.
13. Refer to the chemical capability chart at [chemtainer.com](http://chemtainer.com), as a guide. Be certain tank, fittings, and fitting gasket material are compatible with chemicals at the anticipated operating temperatures. Contact our technical staff for information on chemicals not listed, or when uncertain conditions exist.
14. Protect tanks from impact, especially at temperatures below 40° F.
15. Confined spaces must be considered hazardous. Do not enter tank without first taking proper precautions.
16. Tank sizes as listed are nominal and calibrations on molded tanks are only approximates, but provide an indication of volume. Polyethylene tanks expand and contract which will effect volume. The degree in which this occurs depends on the size of the tanks, wall thickness, specific gravity of contents, temperature of contents and ambient temperatures.

# About CHEM-TAINER

For more than 50 years, long before corporate pledges and government regulations, **Chem-Tainer Industries**, a visionary leader in plastic molding, has been designing, developing and manufacturing the very products used by many of these industries to protect and preserve the environment. At Chem-Tainer, our commitment is to manufacture quality products that are designed to protect the environment. Our manufacturing process and our raw materials are non-polluting and non-toxic. Most of our products are environmentally friendly and recyclable.

## Marine Division

[www.toddusa.com](http://www.toddusa.com)



[www.galaxy-marine.com](http://www.galaxy-marine.com)

[www.shingle-creek.com](http://www.shingle-creek.com)



[www.aquaworld-products.com](http://www.aquaworld-products.com)



[www.nautical-structures.com](http://www.nautical-structures.com)



[www.tracy-intl.com](http://www.tracy-intl.com)



[www.kodiakmarine.com](http://www.kodiakmarine.com)

## Equestrian Division



[www.dans-saddlery.com](http://www.dans-saddlery.com)

## Material Handling



[www.maxi-movers.com](http://www.maxi-movers.com)



[www.chemtainerofhawaii.com](http://www.chemtainerofhawaii.com)

## Warranty

**Chem-Tainer Industries** warrants its products to be free of defects in material and workmanship, for a period of twelve (12) months from the date of shipment with the exception of the IA, IC, IX, JA, JC, JPC, LA, LC, LP, MA and MC series, which have a thirty-six (36) month warranty duration. **For the usage of chemical stress cracking agents such as Sodium Hypochloride or Sulfuric Acid a twelve (12) month warranty will apply.** This warranty is extended to the original purchaser provided that the product has not been altered or neglected and is installed and used in a normal and appropriate manner as per Chem-Tainer Industries written instructions. The Buyer's sole, and exclusive remedy for any defect or failure of performance of the product shall be the return of the product with proof of purchase and shipping charges prepaid to Chem-Tainer. Chem-Tainer, at its option, will repair, replace, or refund the purchase price of any product found upon inspection by Chem-Tainer to be defective. Chem-Tainer makes no warranty other than that stated above AND HEREBY DISCLAIMS ALL OTHER WARRANTIES, EXPRESSED OR IMPLIED, INCLUDING BUT NOT LIMITED TO ANY IMPLIED WARRANTY OF MERCHANTABILITY OR FITNESS FOR A PARTICULAR PURPOSE. ANY warranties, WHETHER expressed or implied, including BUT NOT LIMITED TO any implied warranties of merchantability or fitness for a particular purpose, are hereby LIMITED IN DURATION TO THE WARRANTY PERIOD EXPRESSED ABOVE. Liability for any incidental or consequential damages under any and all warranties is hereby expressly excluded. Some states do not allow the exclusion, or limitation of, incidental or, consequential damages, or limitations on how long an implied warranty lasts, so the above limitations or exclusions may not apply to you.

This warranty gives you specific legal rights, and you may also have other rights which vary from state to state.



**chemtainer.com**  
For Latest Specs and Information

**1-800-275-2436**

**Fax: 631-661-8209**

**For Customer Service and Distributors in Your Area  
Reps Available 8 AM - 8 PM (Eastern)**

**CUSTOM ROTATIONAL MOLDING  
and DESIGN AVAILABLE**

Corporate Offices: 361 Neptune Ave. • West Babylon, NY 11704

**P L A N T S : N Y , I L , C A , F L , P A , H I , T N**